




The 4th Generation Energy Storage System from SolaX

X-ESS G4

SMARTER DESIGN
SMARTER ENERGY





X-ESS G4



SUPPORT 150% OVERSIZED PV POWER STORE EXCESS ENERGY TO BATTERY

SolaX's new X-ESS G4 can help you 100% usage of your daily solar energy with excess energy being stored in the Triple Power batteries for night or backup use.



HIGH RELIABILITY

Stable performance in harsh environment

- * Passed the HALT test
- * Extreme high and low temperature test
- * Salt spray test
- * Aging test with full working load



REDDOT WINNER DESIGN

All-in-one home energy system
Blends in beautifully



1 PERSON 30 MINUTES INSTALLATION

Faster and easier installation



FAST BATTERY CHARGING SPEED

X-ESS G4 only takes ONE hour to fully charge the Triple Power battery.

With the shorter charging time, you can store more power in the same time period.



WORKING UNDER EXTREMELY COLD

Working in full load under extreme cold weather -30°C / -22°F



X1-HYBRID G4

SINGLE PHASE



M:With X1-Matebox; D:Without X1-Matebox

X1-HYBRID-3.0-D
X1-HYBRID-3.0-M

X1-HYBRID-3.7-D
X1-HYBRID-3.7-M

X1-HYBRID-5.0-D
X1-HYBRID-5.0-M

X1-HYBRID-6.0-D
X1-HYBRID-6.0-M

X1-HYBRID-7.5-D
X1-HYBRID-7.5-M

DC INPUT

Max. PV array input power [Wp]	4500	5500	7500	9000	10000
Max. PV input voltage [V]	600	600	600	600	600
Start startup voltage [V]	60	60	60	60	60
Nominal input voltage [V]	360	360	360	360	360
MPP tracker voltage range [V]	70~550	70~550	70~550	70~550	70~550
No. of MPP trackers/Strings per MPP tracker	2(1/1)	2(1/1)	2(1/1)	2(1/1)	2(1/1)
Max. input current(input A/input B) [A]	14	14	14	14	14
Max. short circuit current(input A/input B) [A]	16	16	16	16	16

AC INPUT & OUTPUT

Nominal AC output power [W]	3000	3680	5000 (4600 for DE, 4999 for AU)	6000	7500
Nominal AC output current [A]	13	16	21.7	26.1	32.6
Max. AC output apparent power [VA]	3300	3680	5500 (4600 for DE, 4999 for AU)	6600	7500
Max. AC output current [A]	14.4	16	23.9	28.6	32.6
Max. AC input apparent power [VA]	6300	7360	9200	9200	9200
Max. AC input current [A]	27.4	32	40	40	40
Nominal AC voltage [V]	220/230/240				
Nominal grid frequency/Grid frequency range [Hz]	50/60; ±5				
Displacement power factor	0.8 leading~0.8 lagging				
THDi, rated power [%]	<2				

Battery Data

Battery Type	Li-ion battery				
Battery voltage range [V]	80-480				
Max. continuous charge/discharge current [A]	30				

OFF-GRID OUTPUT (With battery)

Nominal output power [W]*1	3000	3680	5000	6000	7500
Peak apparent power [VA]*1	3600, 1h	4416, 1h	6000, 1h	7200, 10min	7500
Max. continuous current [A]	13	16	21.7	26.1	32.6
Nominal Voltage[V]/Frequency [Hz]	50/60				
THDv(Linear Load) [%]	<2				
Switch time to off-grid mode [ms]	internal switch <10, external switch <100				
Parallel Operation	YES				

SYSTEM DATA

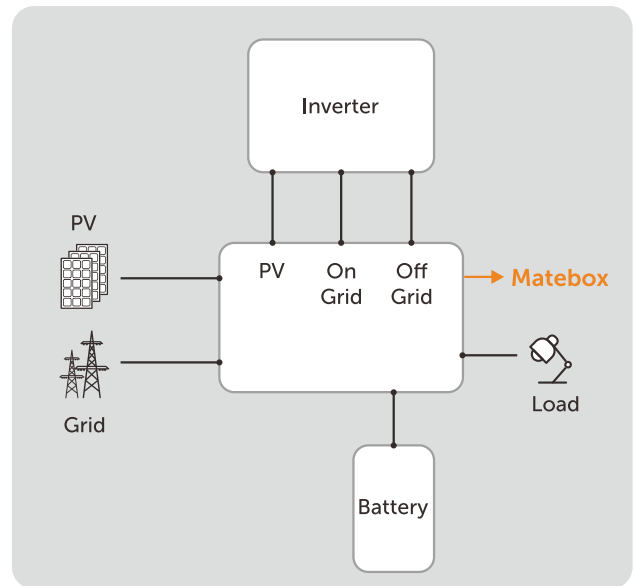
Max. efficient [%]	97.6				
Euro. efficient [%]	97.0				
Battery charge/discharge efficiency [%]	97.0/97.0				
Standby consumption [W] @Night	<3				
Degree of protection	IP65				
Operating temperature range [°C]	-35~+60 (derating at 45°C)				
Max. operation altitude [m]	<3000				
Humidity [%]	0~100 (non-condensing)				
Typical noise emission [dB]	<30	<30	<30	<30	<45
Storage temperature [°C]	-40~70				
Dimensions(WxHxD) [mm]	482*417*181				
Weight [kg]	22	22	22	22	23
Cooling concept	Natural cooling	Natural cooling	Natural cooling	Natural cooling	Smart cooling
Communication interfaces	CT/ Meter(optional)/ External control RS485/ Pocket series (optional)/ DRM/ USB Upgrade				

STANDARD

Safety	EN/IEC62109-1/-2				
EMC	EN61000-6-1/2/3/4; EN61000-3-2/3/11/12				
Certification	VDE4105 /G99 /G98 / AS4777 / EN50549/ CEI 0-21 /IEC61727				

Matebox

For the new X-ESS G4, we get rid of the complicated wiring work by laying all the wires in the Matebox. All you need to do is just to install one module on the top of another, and connect all the cables which are already well-sorted in the Matebox in different ports.



X1-Matebox

PV	
Max. input voltage [Vdc]	600
Max. short circuit current [A]	16/16
No. of MPP trackers	2
BATTERY	
Battery voltage range [V]	80-480
Max. charge/discharge current [A]	30
ON-GRID	
Rated voltage [Vac], frequency [Hz]	220/230/240, 50/60
Max. apparent on-grid input/output power [VA]	7500
Max. on-grid current [A]	32.6
OFF-GRID	
Rated voltage [Vac], frequency [Hz]	230, 50/60
Rated power [VA]	7500
Rated current [A]	32.6
GRID	
Rated grid voltage [Vac], frequency [Hz]	220/230/240, 50/60
Max. input current [A]	60
LOAD	
Rated voltage [Vac], frequency [Hz]	220/230/240, 50/60
Max. current [A]	60
ENVIRONMENT LIMIT	
IP class	IP65
Protection class	Class I
Operating temperature range [°C]	-35..... +60°C (derating at +45°C)
Storage temperature [°C]	-40..... +70°C
Humidity [%]	0~100 (condensing)
Altitude[m]	<3000
Over voltage category	III(AC), II(DC)
OTHER	
Cooling concept	Natural
DIMENSION AND WEIGHT	
Dimensions [mm]	482*437*185
Net weight [kg]	10

Triple Power 3.0 Battery

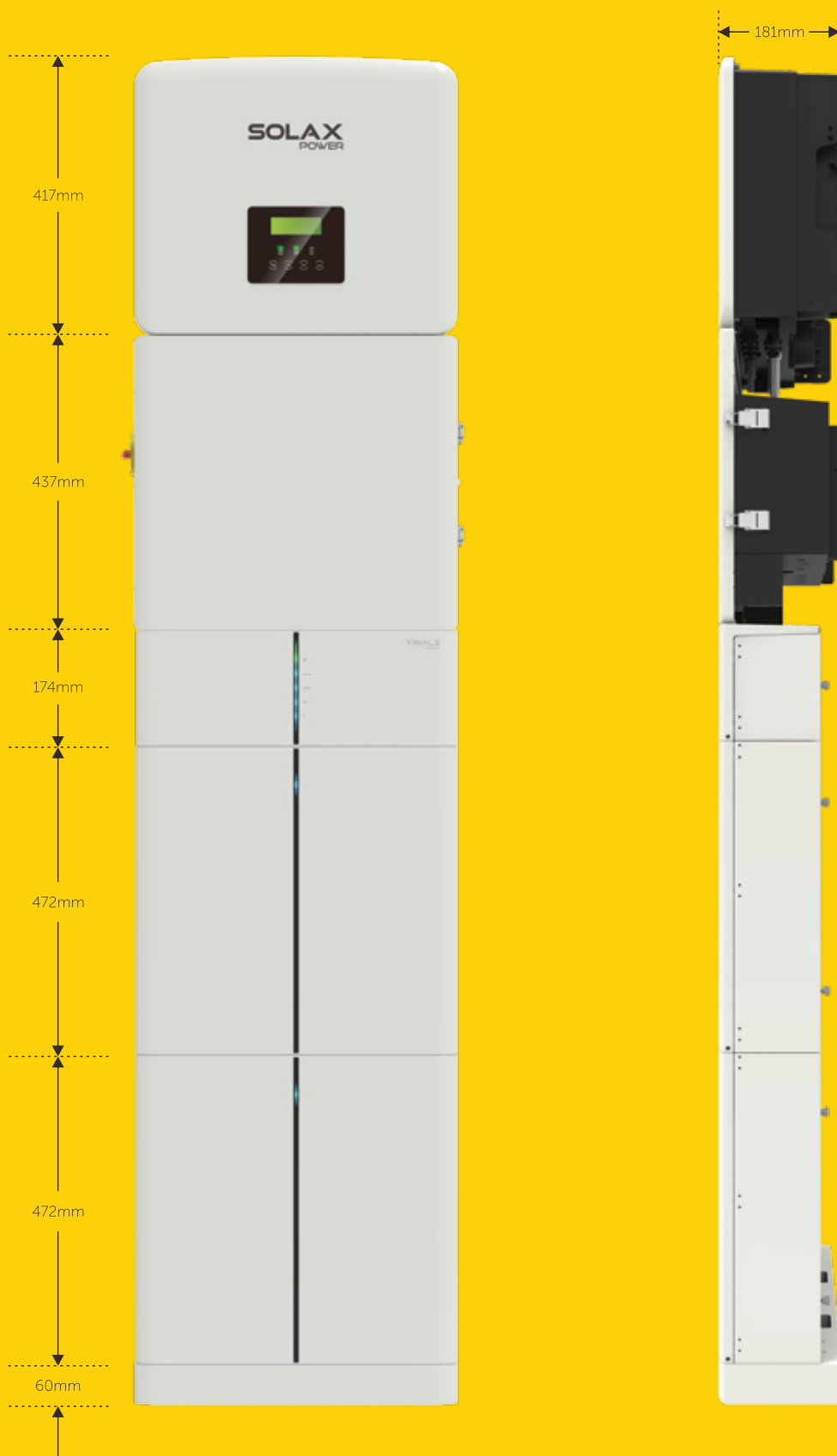
- Safest LiFePO₄ battery (30 Ah)
- Working temperature range:-30~50°C
- Smart temperature balancing
- Cycle life>6000 times
- IP65 protection level
- Less self consumption
- Quick installation
- No toxic heavy metals or caustic materials



	T-BAT H 3.0	T-BAT H 6.0*	T-BAT H 9.0*	T-BAT H 12.0*
Nominal voltage [V]	102.4	204.8	307.2	409.6
Operating voltage range [V]	90-116	180-232	270-348	360-464
Total energy [kWh]	3.1	6.1	9.2	12.3
Usable energy [kwh]	2.8	5.5	8.3	11.0
Rated capacity [Ah]	30			
Standard power [kW]	2.55	5.1	7.65	10.2
Max. power [kW]	3.1	6.1	10.2	12.3
Recommend charge/discharge current [A]	25			
Max. charge/discharge current [A]	30			
Battery roundtrip efficiency	95%			
Cycle life [90% DOD]	6000 Cycles			
Expected life time / Warranty [year]	10			
Available charge/discharge temperature range [°C]	-30 to 50			
Storage temperature [°C]	-20 to 50 (3 months)		0 to 40 (1 year)	
Humidity [%]	0~100			
Altitude [m]	Below 3000			
Protection	IP65			
System to Inverter	RS485/CAN2.0			
Battery to battery/BMS	CAN2.0			
Master control capacity indicator	4LED (25%, 50%, 75%, 100%)			
Master control LED indicator (Working mode)	1 LED			
System switch (on/off)	Button*1+Breaker*1			
Certificate	CE/IEC62619/UN38.8/IEC62040			
Hazardous materials classification	Class 9			
Dimensions(WxHxD) [mm]	MC0600: 482*174*148 HV10230: 482*472*148			
Weight [kg]	MC0600: 7.5kg +HV10230: 34.5kg	MC0600: 7.5kg +2*HV10230: 69kg	MC0600: 7.5kg +3*HV10230: 103,5kg	MC0600: 7.5kg +4*HV10230: 138kg

* MC0600:Master Box (one MC0600 can be connected 1~4 HV10230)


* HV10230:Slave Battery Pack





SOLAX





Contact Us for More Information

Global: +90 312 439 5989 | info@ecoturkenerji.com